

Diagnosis report of

2019 RENAULT TALISMAN Zen



Car Details

| | |
|-----------------------------|---|
| Color: Black | CO ₂ NEDC Emission: 128 g/km |
| Fuel Type: Petrol | CO ₂ WLTP Emission: 0 |
| Body Type: Sedan | Low CO ₂ Emissions: No |
| Number Of Doors: 4 | Engine size: 1.3 l |
| Number Of Seats: 5 | Cylinders: 4 |
| Mileage: 133 013 km | Power: 117 kw, 159 Hp |
| VIN Code: VF1RFD00X63410579 | Fuel Consumption: 5.6 l/100km |
| Gearbox: Automatic | Tire size: 225/55 17 |
| Drive type: FWD | Longo Stock ID: N658778 |

Next Technical inspection date: 21.08.2024

 Longo Certified

Car photos



Diagnosis report of

2019 RENAULT TALISMAN Zen



Diagnosis details

Date of completion: 20.07.2023

Mileage on completion date: 133 013 km

Checked by Longo Shared Service certified diagnostics: Vytautas B., Mantas G.

This car has been thoroughly checked according to **Longo 150-point checklist** which covers Body exterior, Interior, and Mechanics, and we can confirm that it has never been involved in major accidents, has had regular maintenance, as well as mandatory road worthiness tests in the country of export.


Please note that certain general wear and tear issues are considered acceptable and may not be repaired.

Summary of diagnosed issues

During the comprehensive diagnosis conducted by Longo, a number of 6 issues were identified in the vehicle. 5 of these issues were effectively rectified, addressing them to ensure optimal performance and functionality. 1 of the diagnosed issues are deemed to be a result of fair wear and tear.

| INTERIOR | EXTERIOR | MECHANICAL |
|----------------------|------------------------|----------------------|
| ✔ 1 issues rectified | ✔ 1 fair wear and tear | ✔ 4 issues rectified |

Diagnosis process




Diagnosed issues repaired



Interior

1. SEATS: All seats - condition

- ✓ Sew front seat



Mechanical

1. Other:

- ✓ Engine oil & filter change

2. Other:

- ✓ Charge the battery

3. Other:

- ✓ Change tyres


4. Engine:

- ✓ Camshaft/valve cover & gasket
-

Fair wear and tear

Exterior

1. REAR: Rear bumper - condition and alignment



Longo 150-point checklist



Every vehicle is carefully examined according to Longo's comprehensive 150-point checklist, ensuring a thorough assessment of the car's exterior, interior, and mechanics. Depending on factors such as condition, mileage, and specifications, additional checks may be included or certain points from the list may be omitted.

| | | |
|---|--|--|
| 1. Record the engine type | 51. Roof - visual damage | 101. Review replacement mileage of belt / chain and optically check for consistency with state |
| 2. Record the fuel type | 52. Any other audible signs (ie. rambling of loose parts, etc) | 102. Check timing belt or chain for integrity |
| 3. Record the transmission type | 53. Check AdBlue level and add if necessary (only for diesel cars) | 103. Check timing belt or chain for any audible signs of problems (start & while idling) |
| 5. Record the VIN number | 55. Check passenger chair airbag setting and reset to default | 105. Check level of coolant or anti-freeze in tank |
| 6. Record the mileage | 56. Dashboard - condition; operation of buttons | 106. Top up coolant if necessary |
| 7. Record year car was manufactured | 57. Steering wheel - condition | 107. If coolant tank is filled with anti-freeze |
| 8. Record the date of first registration | 58. Steering wheel - operation of controls/buttons | 108. Ensure engine cooling system is free of visual contamination |
| 9. Record the date/mileage of the last service | 59. Car horn - operation | 109. Check quality of brake fluid using testing pen |
| 10. Record the date/mileage of the next service due | 60. Window wipers (front & rear) - functioning | 110. Check level of brake fluid |
| 11. Check car's maintenance history and manufacturer recall and safety campaigns | 61. Window wash system - functioning of front and back | 111. Check powersteering fluid color (if dark, replace) |
| 12. Front lights (city, regular and full headlight, fog, indicator) | 62. Rearview mirror - operation and integrity of attachment | 112. Check powersteering fluid level |
| 13. Front light height adjustment system | 63. Sunvisors - operation and condition | 113. Check oil level |
| 14. Lights on car side | 64. Drive pedals - condition | 114. Check if tires are properly fitted (should be fitted in driving direction) |
| 15. Rear lights (brake, fog, indicator) | 65. Headlinig - condition | 115. Check tire profile |
| 16. Numberplate lighting system | 66. Roof items - electronic opening and condition | 116. Check tire pressure |
| 17. Rear reflectors | 67. Navigation and Radio system - operation | 117. Check additional set of tires - Check for any signs of cracks due to dehydration (if there is additional set of tires) |
| 18. Windscreen integrity - free from any damage that would exclude the vehicle from MOT test | 68. Rear view camera / proximity sensors - functioning | 118. Check additional set of tires - Check tire profile (if there is additional set of tires) |
| 19. Windscreen windows wiper rubbers and handles | 69. Parking assistance systems - functioning | 119. Check wheels for proper attachment (all bolt present and with correct tension) |
| 20. Front bumper - condition and alignment | 70. 12-volt and USB connectors - functioning | 120. Check integrity and proper attachment of drivetrain system |
| 21. Front grill - condition | 71. Heating system - functioning | 121. Check drivetrain attachment to engine for potential leaks |
| 22. Hood - visual damage | 72. Airco system - functioning | 122. Check integrity, proper attachment of wheelhouse |
| 23. Hood opening & holding mechanism | 73. Window heating mechanism - functioning (front and rear) | 123. Check wheelhouse for potential leaks |
| 24. Hood sound insulation for condition | 74. Seat heating system - functioning (driver and passenger) | 124. Check for sings of slack while turning wheels to extreme position |
| 25. Fire wall for condition | 75. Seatbelts - functioning and locking mechanism | 125. Check brake disks for integrity and potential oxidation |
| 26. Window washer fluid level (and winter adequate fluid in winter) | 76. Seat adjustment mechanisms - functioning (driver and passenger) | 126. Check braking blocks for integrity and proper attachment |
| 27. Integrity of front subframe | 77. All seats - condition | 127. Check braking blocks for thickness |
| 28. Rear window integrity | 78. Door handles - operation and condition | 128. Check integrity of brake hoses (signs of cracks from dehydration, misshaping and leakages) |
| 29. Rear windows wiper rubber and handle | 79. Electronic opening of all windows - functioning | 129. Check integrity of brake pipes (oxydation, misshaping and leakages) |
| 30. Rear bumper - condition and alignment | 80. Exterior side mirrors - electronic mirror controls, folding and adjustment mechanism | 130. IF FITTED: check brake drums for audible signs of any issues while turning the wheels |
| 31. Tow hitch (attachment, removal mechanism, external light connector, thickness of connector) | 81. Interior lighting - basic functioning, damage | 131. IF FITTED: check hand brake cables for integrity |
| 32. Trunk - visual damage | 82. Armrest - operation and condition | 132. Check for audible signs of any issues while turning the wheel |
| 33. Trunk - opening and holding mechanism | 83. Front trims for condition | 133. Check for signs of vibration on rear of wheel while turning at speed (check during Testdrive if indication of any problems) |
| 34. Automatic closure mechanism of trunk - functioning | 84. Rear trims for condition | 134. Check for potential 'wobbling' of wheels while rapidly 'shaking' the wheel |
| 35. Integrity of rear bottom plate | 85. Door trims for condition | 135. Check drive shaft covers for proper attachment and integrity (mainly tearing) |
| 36. Fix new numberplate | 86. Ceiling trims for condition | 136. Check for slack on stub axles |
| 37. Exterior mirrors - integrity of mirror itself and attachment to car | 87. Gear shift boot/skirt and Gear shift knob - condition | 137. Check attachment and integrity of stub axles covers |
| 38. Wheels - condition | 88. Parking brake for condition | 138. Check for proper attachment and any slack |
| 39. Body panel geometry | 89. Floor mats for condition | 139. Check integrity (mainly for breaks) of the springs |
| 40. Car all along left side - visual damage / scratches | 90. Parcel shelf - operation and condition | 140. Check proper attachment of shock absorbers |
| 41. Car all along right side - visual damage / scratches | 91. Carpets in luggage area - condition | 141. Check leakage of shock absorbers |
| 42. All 4 doors - proper opening and closing, handles working properly, etc. | 92. Luggage compartment lights | 142. Check functioning of shock absorbers while putting pressure on the car |
| 43. Battery capacity | 93. Test drive (performed if there are any indications that test drive is needed) | 143. Check engine mountings |
| 44. Battery connectors - integrity and oxidation | 94. OBD reading | 144. Check integrity and proper attachment of fuel tank |
| 45. Wiring integrity near battery | 95. Satisfactory starting, general performance and behaviour of the vehicle | 145. Check for potential leagues of fuel tank |
| 46. Battery properly fixed in the car | 96. Check key components for integrity and proper attachment: air intake system, radiator, main hoses, cables and connectors | 146. Check for integrity of visible fuel lines (should not scrub against any part, and should be properly fixed near fuel pump) |
| 47. Alternator charging the battery (14.2 volt) | 97. Check drive (V-) belt for integrity (cracks and dehydration signs) | 147. Check integrity and proper attachment of exhaust system |
| 48. Locking mechanism on all doors and trunk, including fuel hatch | 98. Check drive (V-) belt for tension | 148. Check for leakages all along the exhaust system |
| 49. Children's lock - functioning | 99. Check serpentine (multi-) belt for integrity (cracks and dehydration signs) | 149. IF ANY SIGNS OF REMOVAL: check presence of DPF filter OR Cathalysator |
| 50. Fuel filler system | 100. Check serpentine (multi-) belt for tension | 150. Check for any signs of cracks due to dehydration |